

Perceptive Experience Content Apps

Release Notes

Version: 1.1

Written by: Product Knowledge, R&D

Date: Wednesday, November 18, 2015

© 2014-2015 Perceptive Software. All rights reserved.

Lexmark and Perceptive Software are trademarks of Lexmark International, Inc., or its subsidiaries, registered in the U.S. and/or other countries. All other trademarks are the property of their respective owners. No part of this publication may be reproduced, stored, or transmitted in any form without the prior written permission of Perceptive Software.

Table of Contents

Perceptive Experience Content Apps 1.1 Release (October 15, 2015)	6
Available features	6
Perceptive Experience Documents App 2.0 Release (June 2015)	6
Available features	6
Perceptive Experience Documents App 2.1 Release (June 2015)	7
Available features	7
Perceptive Experience Documents App 2.2 Release (July 2015)	7
Available features	7
Perceptive Experience Documents App 2.3 Release (August 2015)	7
Available Features	7
Perceptive Experience Documents App 2.4 Release (September 2015)	8
Available Features	8
Perceptive Experience Documents App 2.5 Release (September 2015)	8
Available Features	8
Forms 2.0 Release (June 2015)	8
Available Features	8
Forms 2.1 Release (October 2015)	8
Updates	8
Viewer 2.2 Release (June, 2015)	9
Available Features	9
Viewer 3.0 Release (June, 2015)	9
Available Features	9
Viewer 3.1 Release (June, 2015)	10
Available Features	10
Viewer 3.2 Release (July, 2015)	10
Available Features	10
Viewer 3.3 Release (August, 2015)	10
Available Features	10
Viewer 3.4 Release (August, 2015)	10
Available Features	10

Viewer 3.5 Release (August, 2015)	10
Available Features	10
Viewer 3.6 Release (September, 2015)	11
Available Features	11
Perceptive Experience Annotations Library 1.0 Release (March 2015)	11
Available features	11
Perceptive Experience Annotations Library 1.1 Release (May 2015)	11
Available features	11
Product enhancements	12
Perceptive Experience Annotations Library 1.2 Release (May 2015)	12
Available features	12
Product enhancements	12
Perceptive Experience Annotations Library 2.0 Release (June 2015)	12
Available features	12
Product enhancements	13
Perceptive Experience Annotations Library 2.1 Release (July 2015)	13
Available features	13
Product enhancements	13
Platform enhancements	13
Perceptive Experience Annotations Library 2.2 Release (September 2015)	13
Available features	13
Product enhancements	13
Platform enhancements	14
Updates	14
Content Capture Overview	14
Content Capture 1.0 Release (October 2015)	14
Available features	14
Perceptive Experience Tasks 1.0.0 Release (March 24, 2015)	15
Available features	15
Perceptive Experience Tasks 1.1.0 Release (April 2, 2015)	15
Available features	15

Perceptive Experience Tasks 1.2.0 Release (July, 2015)	16
Available features	16
Perceptive Experience Tasks 1.3.0 Release (September 2015)	16
Available features	16
Updates	16
Perceptive Experience Tasks 1.6 Release (October 2015)	16
Updates	16

Perceptive Experience Content Apps 1.1 Release (October 15, 2015)

Perceptive Experience Content Apps in this release provides you with the Documents, Tasks and Content Capture App functionality. With these Apps you can view and manage your content with the convenience of a web browser outside of Perceptive Content itself. This guide provides an overview of the new functionality available to you.

Available features

This section highlights the features available in the Perceptive Experience Content Apps, version 1.0.

- View, print, and download documents.
- View annotations created in Perceptive Content.
- Create and modify highlight, line, sticky note, text, and text stamp annotations.
- View, modify, and save forms content.
- View document tasks assigned to you.
- Take action on pointer and document deficiency tasks as well as complete tasks requiring digital signatures.
- Capture and review document pages to be saved in Perceptive Content.

Note: All Perceptive Experience users can print and download documents regardless of any print or export privileges defined in Perceptive Content.

Perceptive Experience Documents App 2.0 Release (June 2015)

The Perceptive Experience Documents App allows you to view and manage documents captured using Perceptive Content or WebNow. Documents usually consist of one or more pages which can be emails, reports, invoices, or non-image file formats such as DOC and TXT. The Documents App also allows you to use annotations and forms functionality with your documents when applicable.

Available features

The following features are available in the Documents App, version 2.0.

- Request a document for viewing via a URL which specifies either Document ID, Document Keys, or Custom Property values in the URL request.
- Run an Administrator defined View to return a list of documents based upon administrator defined constraints which could include variable constraints relative to the requesting user's user profile data to return documents only relative to the user (i.e. my HR documents, my Student documents, my Patient documents when requested by the user). Note: this only includes Views and does not include running Public or Private Filters.

Linking documents

You can request a document for viewing via a URL which specifies either Document ID, Document Keys, or Custom Property values in the URL request.

Perceptive Experience Documents App 2.1 Release (June 2015)

The Perceptive Experience Documents App allows you to view and manage documents captured using Perceptive Content or WebNow.

Available features

The Documents App, version 2.1 has the same available features as the previous version.

Perceptive Experience Documents App 2.2 Release (July 2015)

The Perceptive Experience Documents App allows you to view and manage documents captured using Perceptive Content or WebNow.

Available features

The following features are available in the Documents App, version 2.2.


- You can view and open documents according to the privileges assigned in Perceptive Content.

Perceptive Experience Documents App 2.3 Release (August 2015)

The Perceptive Experience Documents App allows you to view and manage documents captured using Perceptive Experience or WebNow.

Available Features

The following additional feature is available in the Documents App, version 2.3.

- You can now print all pages or subpages in a document using  .

Perceptive Experience Documents App 2.4 Release (September 2015)

The Perceptive Experience Documents App allows you to view and manage documents captured using Perceptive Experience or WebNow.

Available Features

The Documents App, version 2.4 has the same available features as the previous version.

Perceptive Experience Documents App 2.5 Release (September 2015)

The Perceptive Experience Documents App allows you to view and manage documents captured using Perceptive Experience or WebNow.

Available Features

The Documents App, version 2.5 has the same available features as the previous version.

Forms 2.0 Release (June 2015)

Perceptive Experience Apps which allow you to view, modify and save form contents, consume the common Forms component.

Available Features

The following features are available in Forms, version 2.0.

- You can select between multiple forms and multiple presentations.
- You can reset forms data.

Forms 2.1 Release (October 2015)

Perceptive Experience Apps which allow you to view, modify and save form contents, consume the common Forms component.

Updates

The following updates are available in Forms version 2.1.

- You can specify whether the first form in the list displays by default when viewing the Forms pane. Define the property in the `psw-content-forms` section of the `config.json` file.

Viewer 2.2 Release (June, 2015)

Perceptive Experience Apps which allow you to view and manage documents, consume the common viewer component. You can open and work with documents in Viewer.

Available Features

The following features are available in Viewer, version 2.2.

- You can view TIFF, PNG, BMP, JPG, and PDF documents including options for Best Fit, Fit to Width, Fit to Height, and view at 100% original resolution.
- You can view and navigate thumbnails of pages.
- You can select a thumbnail and press the delete button to delete the page for the currently selected thumbnail.
- You can navigate between pages using the next and previous page buttons.
- You can enter a specific page number to navigate to the page.
- You can rotate and zoom pages.
- You can view document properties including Document Keys, Customer Properties, and Page Properties.

Viewer 3.0 Release (June, 2015)

This release includes Viewer, version 3.0.

Available Features

The following features are available in Viewer, version 3.0.

- Displays documents from Perceptive Content as well as any document source.
- Displays annotations on documents with any resolution provided you use Perceptive Content, version 7.1 and have File-Image-Service installed. If you use a lower version of Perceptive Content, the viewer displays annotations only on documents with a resolution of 300 dpi.

Viewer 3.1 Release (June, 2015)

This release includes Viewer, version 3.1.

Available Features

Viewer, version 3.1 has the same features as the previous version.

Viewer 3.2 Release (July, 2015)

This release includes Viewer, version 3.2.

Available Features

The following features are available in Viewer, version 3.2.

- You can save annotations for multiple pages.
- Supports Small Form Layout with Agnostic Viewer.

Viewer 3.3 Release (August, 2015)

This release includes Viewer, version 3.3.

Available Features

The following additional feature is available in the Perceptive Experience Viewer App, version 3.3.

- You can download a page from the Viewer.

Viewer 3.4 Release (August, 2015)

This release includes Viewer, version 3.4.

Available Features

Viewer, version 3.4 has the same features as the previous version.

Viewer 3.5 Release (August, 2015)

This release includes Viewer, version 3.5.

Available Features



Viewer, version 3.5 has the same features as the previous version.

Viewer 3.6 Release (September, 2015)

This release includes Viewer, version 3.6.

Available Features

The following features are available in Viewer, version 3.6.

- You can show or hide annotations using the Show Annotation or Hide Annotation option in the Annotation  list.
- You can create an annotation using the Create Annotation option in the Annotation  list.

Perceptive Experience Annotations Library 1.0 Release (March 2015)

The following features are included in this initial release of the Annotations Library.

An annotation is a graphic that you can add anywhere on an image in Perceptive Experience to show markups or comments without affecting the original image. Annotations functionality can be used within the Perceptive Experience Documents App.

Available features

This section highlights the features available in the Perceptive Experience Annotation Library, version 1.0.0.

- You can add sticky note annotations to an image from an annotation template.
- You can add comments to a sticky note annotation.
- You can view all historical comments associated with a sticky note annotation.
- You can view highlight, rectangle, oval, line and arrow annotations created and applied to an image in Perceptive Content on. You can view annotations that are applied to TIFF, PNG, BMP, and JPG files.

Perceptive Experience Annotations Library 1.1 Release (May 2015)

The following features and enhancements are included in this release of the Annotations Library.

Available features

This section highlights new features available in the Perceptive Experience Annotation Library, version 1.1.

- Add, modify and delete highlight annotations.
- View text and text stamp annotations created and applied to an image in Perceptive Content. You can view annotations that are applied to TIFF, PNG, BMP, and JPG files.

Product enhancements

This section provides an overview of enhancements made to existing functionality.

- Delete sticky note annotations.

Perceptive Experience Annotations Library 1.2 Release (May 2015)

The following features and enhancements are included in this release of the Annotations Library.

Available features

This section highlights a new feature available in the Perceptive Experience Annotation Library, version 1.2.

- Users with view access to annotations are notified if any annotations applied to the page cannot be displayed.

Product enhancements

This section provides an overview of enhancements made to existing functionality.

- You can move arrow, line, rectangle, oval, text and text stamp annotations that were created and applied to images in Perceptive Content.

Perceptive Experience Annotations Library 2.0 Release (June 2015)

The following features and enhancements are included in this release of the Annotations Library.

Available features

This section highlights a new feature available in the Perceptive Experience Annotation Library, version 2.0.

- You can now apply annotations to BMP, GIF, JPG and PNG files.
- You can choose to show or hide the display of annotations on a page.
- You can create, modify, and delete text stamp annotations.
- You can now create and delete text annotations with both predefined and inline text.

Product enhancements

This section provides an overview of enhancements made to existing functionality.

- You are now prompted when an annotation is marked for deletion, allowing you to undo the action if desired.

Perceptive Experience Annotations Library 2.1 Release (July 2015)

The following features and enhancements are included in this release of the Annotations Library.

Available features

This section highlights a new feature available in the Perceptive Experience Annotation Library, version 2.1.

- You can create, modify, and delete line annotations.
- You can create and delete text annotations with both predefined and inline text.

Product enhancements

This section provides an overview of enhancements made to existing functionality.

- You can edit text annotation content and font properties.

Platform enhancements

This release provides the following enhancements to developmental tools.

- Resolved an issue where event arguments were incorrectly wrapped in an array. (TFS14806)
- Resolved an issue where the `SAVE_ALL_COMPLETED` call is not raised after deleting a newly created annotation. (TFS14817)

Perceptive Experience Annotations Library 2.2 Release (September 2015)

The following features and enhancements are included in this release of the Annotations Library.

Available features

This section highlights a new feature available in the Perceptive Experience Annotation Library, version 2.2.

- You can create, modify, and delete rectangle annotations.

Product enhancements

This section provides an overview of enhancements made to existing functionality.

- You can modify the appearance of the line weight and color for line annotations.
- You can edit text stamp annotation content and font properties.

Platform enhancements

This release provides the following enhancements to developmental tools.

- Resolved an issue where annotations do not dynamically respond to the `setAnnotationVisible` call. (TFS15103)

Updates

This release includes the following updates.

- Resolved an issue where the square image presented when creating an annotation remains visible after a user deselects the create annotation interface. (TFS14506)
- Resolved an issue where the action menu closes upon selection of an annotation that is only partially visible on the page. (TFS14678)
- Resolved an issue where a user could not modify a default text and stamp annotation template on creation without the modify privilege. (TFS15033)

Content Capture Overview

The Perceptive Experience Content Capture application allows you to capture items, such as pages and files, and review them before you save them in Perceptive Content for further processing.

Content Capture 1.0 Release (October 2015)

The following features are included in this initial release of Content Capture, version.

Available features

This section highlights the features available in Content Capture, version 1.0.0.

- An administrator can set up server side application plans for capturing content.
- You can use URL integration to select a capture profile.
- You can use URL integration to link application plan dictionary values and populate item properties during capture.
- You can modify item properties before saving to the system.
- You can define default scanner settings using the External Scanner type source profile in Perceptive Content.
- You can select or modify scanner settings within Content Capture on the Settings page.

- You can adjust orientation, width, height, and size of scanned pages.
- You can delete and change the order of items before saving them to the system.
- You can centrally manage image processing for your scanners by setting options in an External Scanner source profile. Image processing functions include Autocrop, Blank Page Detection, Color Transformation, Crop, Deskew, Despeckle, Line Removal, Black Overscan Removal, and Transformation.

Perceptive Experience Tasks 1.0.0 Release (March 24, 2015)

The following features are included in this initial release of the Perceptive Experience Tasks App.

In the Perceptive Experience Tasks App you can view a list of document tasks that are assigned to you and require your review and appropriate action to complete processing.

All assigned, completed, returned, and canceled tasks are listed in the task viewer. Basic information about each task displays, such as the task's creator, the date and time the task was assigned, due date, and its status. An expanded view of a task displays processing options and task comments.

Available features

This section highlights the features available in the Perceptive Experience Tasks App, version 1.0.0.

- View the first three columns of metadata for a defined View in the task card list.
- View an icon that indicates a pointer task is associated with a document.
- View task instructions, complete pointer tasks assigned to you and add comments to tasks.
- Skip or reject a pointer task assigned to you and provide a reason from a defined list when processing a task.

Perceptive Experience Tasks 1.1.0 Release (April 2, 2015)

The following features are included in this release of the Perceptive Experience Tasks App.

Available features

This section highlights the new features available in the Perceptive Experience Tasks App, version 1.1.0.

- Complete a document deficiency task assigned to you.
- Skip or reject a pointer task assigned to you and provide a reason from a defined list when processing a task.

Perceptive Experience Tasks 1.2.0 Release (July, 2015)

The following features are included in this release of the Perceptive Experience Tasks App.

Available features

This section highlights the new features available in the Perceptive Experience Tasks App, version 1.2.0.

- View instructions and complete a task requiring a digital signature.
- Create a Digital ID which is necessary to sign a task if one does not already exist in the system.

Perceptive Experience Tasks 1.3.0 Release (September 2015)

The following features are included in this release of the Perceptive Experience Tasks App.

Available features

This section highlights the new features available in the Perceptive Experience Tasks App, version 1.3.0.

- You can choose to disable the display of a prompt for comments when returning a task. This setting can be reinstated on the Tasks Setting page.

Updates

This release includes the following updates.

- Updated the view results to sort based on the task views defined in the Management Console. (TFS 15209)

Perceptive Experience Tasks 1.6 Release (October 2015)

The following features are included in this release of the Perceptive Experience Tasks App.

Updates

This release includes the following updates.

- Resolved an issue that required the user to have the search privilege for a document's drawer and access to the All Documents view to open a document associated with a task. (TFS14945)