

Perceptive Document Composition

Supported Word Features

Version: 6.2.0

Written by: Product Knowledge, R&D
Date: December 2017

Table of Contents

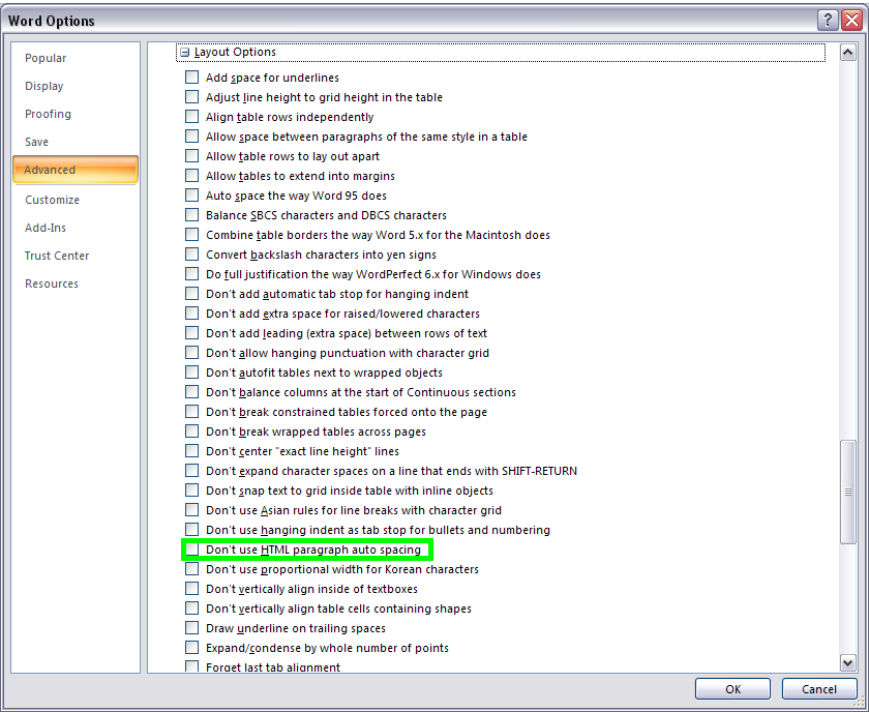
Preface	4
Supported Features	4
Document parameters	4
Section parameters	6
Paragraph parameters.....	9
Text parameters	14
Table parameters	17
Frame parameters	22
Shapes parameters	23
Shape effects.....	28
Hyphenation	31
Fields	31
Forms fields supported	31
ImageFormats supported	32

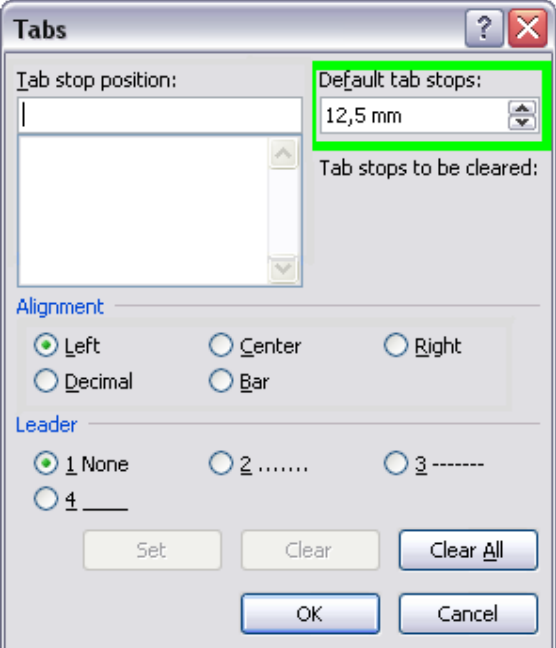
Preface

This document lists all features of MS Word format DOCX that are currently supported by the document generation engine of Perceptive Document Composition. The Word-features that are not contained in the list are not supported by Perceptive Document Composition in the current version.

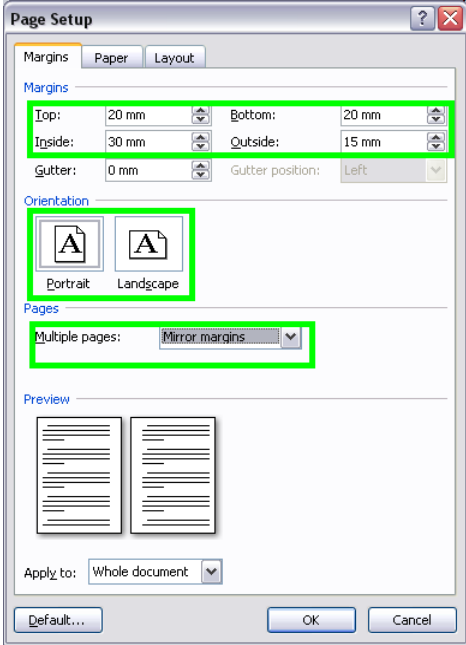
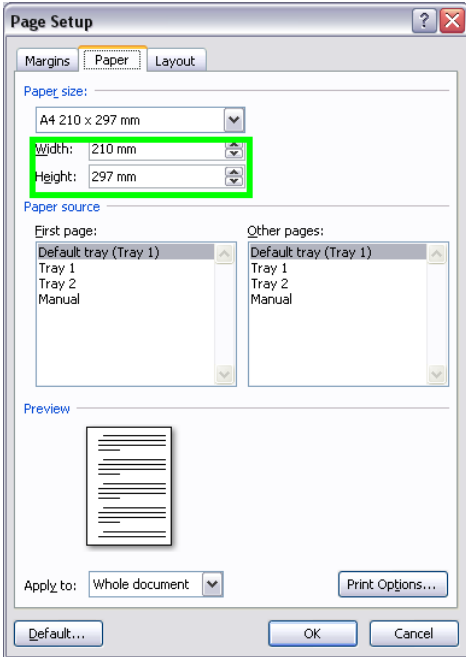
Supported Features

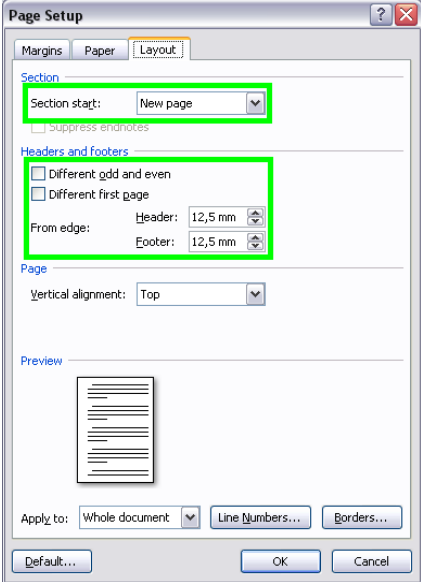
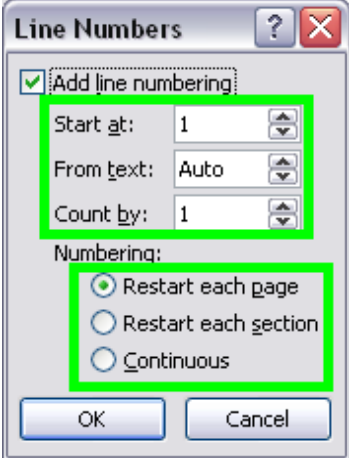
Document parameters

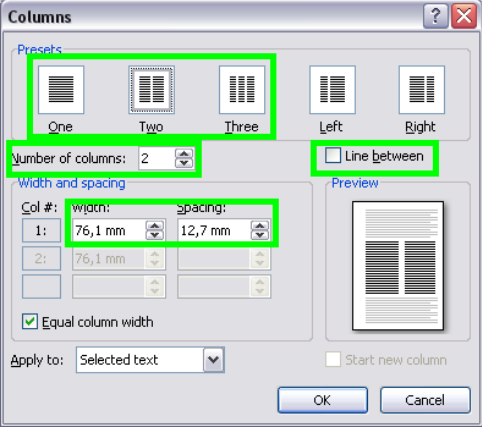
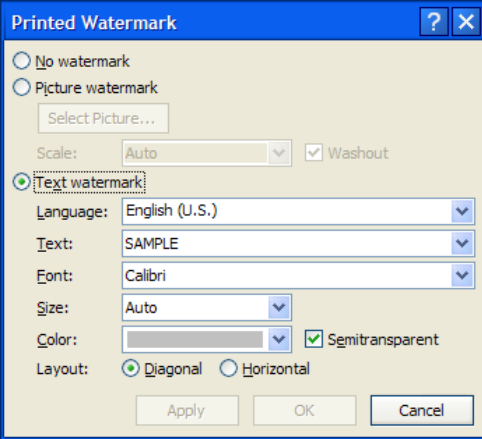
Parameter	Word parameter
Document file name	Document file name
Styles	Paragraph, Character styles
HTML paragraph spacing	 <p>The screenshot shows the 'Word Options' dialog box with the 'Advanced' tab selected. Under the 'Layout Options' section, the checkbox 'Don't use HTML paragraph auto spacing' is checked and highlighted with a green box. Other options include 'Add space for underlines', 'Adjust line height to grid height in the table', 'Align table rows independently', etc.</p>

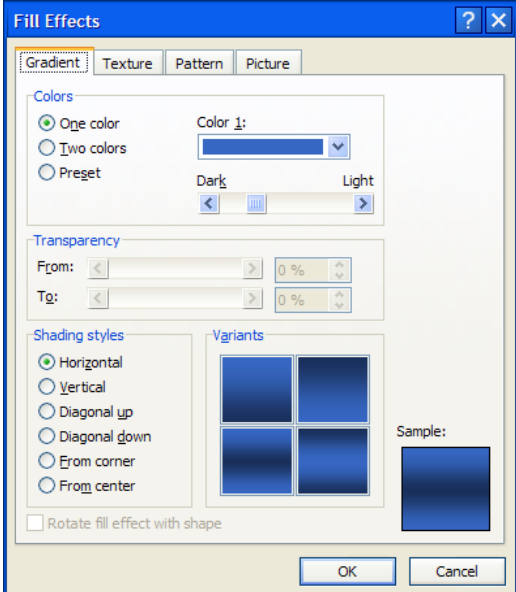
Parameter	Word parameter
Default tab stop	 <p>The screenshot shows the 'Tabs' dialog box in Microsoft Word. The 'Default tab stops' field is highlighted with a green border and contains the value '12,5 mm'. The dialog also shows 'Tab stop position', 'Alignment' (Left, Center, Right, Decimal, Bar), and 'Leader' (None, 2 dots, 3 dashes, 4 underline) options, along with 'Set', 'Clear', 'Clear All', 'OK', and 'Cancel' buttons.</p>

Section parameters

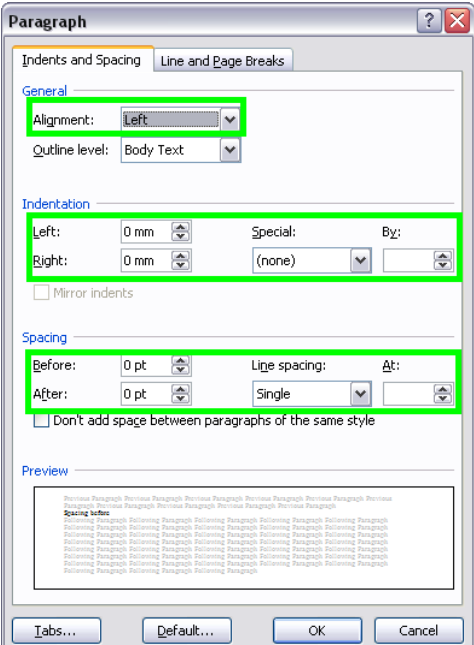
Parameter	Word parameter
<p>Page margins</p> <p>Top</p> <p>Bottom</p> <p>Left</p> <p>Right</p> <p>Page orientation (portrait, landscape)</p> <p>Mirror Pages</p>	 <p>The screenshot shows the 'Page Setup' dialog box with the 'Margins' tab selected. The 'Margins' section has four input fields: Top (20 mm), Bottom (20 mm), Inside (30 mm), and Outside (15 mm). The 'Orientation' section has two icons: Portrait (selected) and Landscape. The 'Multiple pages' dropdown is set to 'Mirror margins'. The 'Apply to' dropdown is set to 'Whole document'.</p>
<p>Page size</p> <p>Width</p> <p>Height</p>	 <p>The screenshot shows the 'Page Setup' dialog box with the 'Paper' tab selected. The 'Paper size' section has three input fields: Paper size (A4 210 x 297 mm), Width (210 mm), and Height (297 mm). The 'Paper source' section has two lists: 'First page' and 'Other pages', both with 'Default tray (Tray 1)' selected. The 'Apply to' dropdown is set to 'Whole document'.</p>


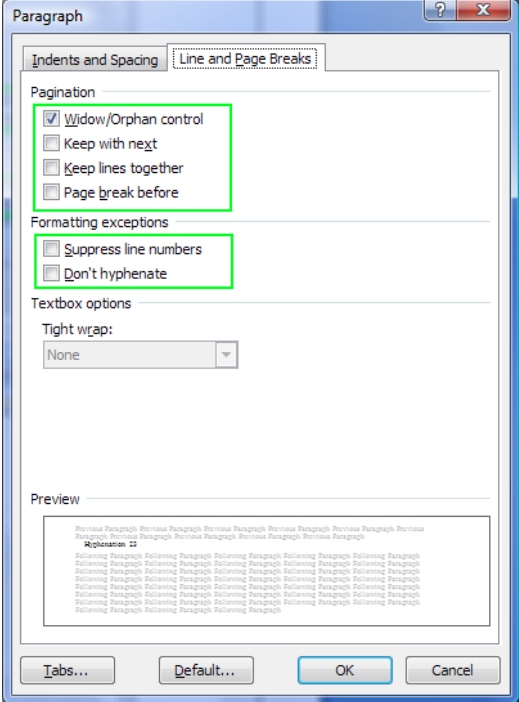
Parameter	Word parameter
Section break (continuous, new page, even page, odd page)	
Header/Footer type (three kinds of header/footer. first page, odd page, even page)	
Header edge	
Footer edge	
Line numbering	
Start number	
Distance from text	
Restart each page	
Restart each section	
Count by	

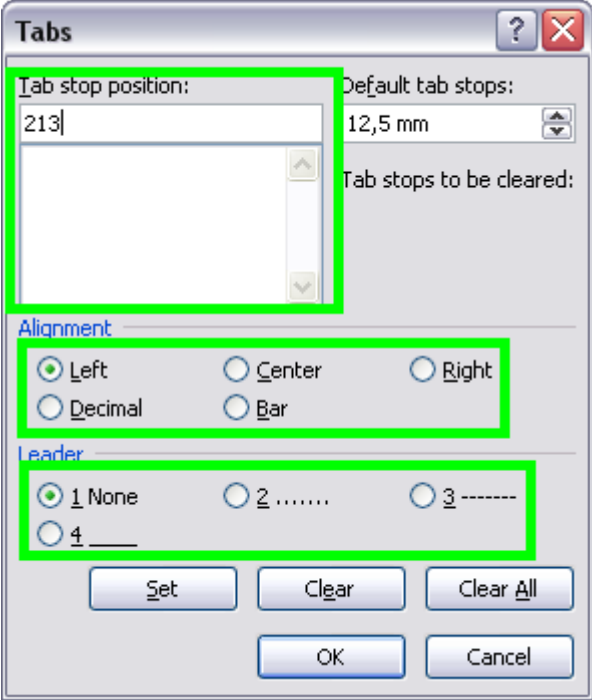
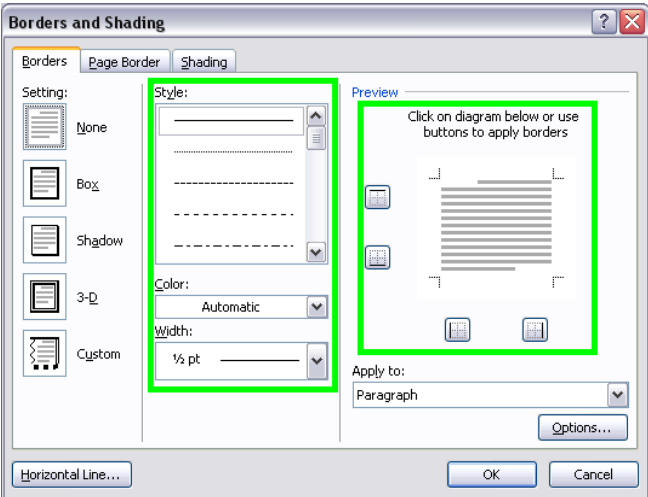
Parameter	Word parameter
Columns	
Column count	
Spacing between columns	
Line between columns	
Column width	
Column spacing	
Page watermark	

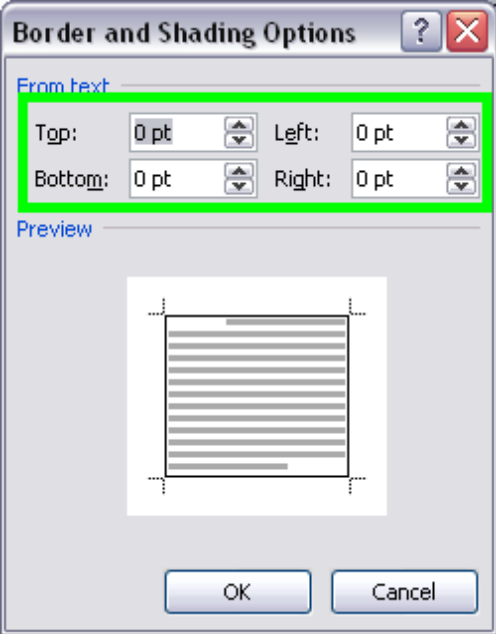



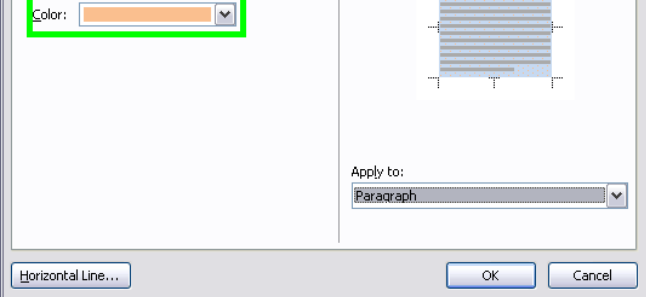
Parameter	Word parameter
Page colors	


Paragraph parameters

Parameter	Word parameter
Alignment	
Left indent	
Right indent	
First line indent	
Spacing before	
Spacing after	
Line spacing (multiple, at least, exactly)	

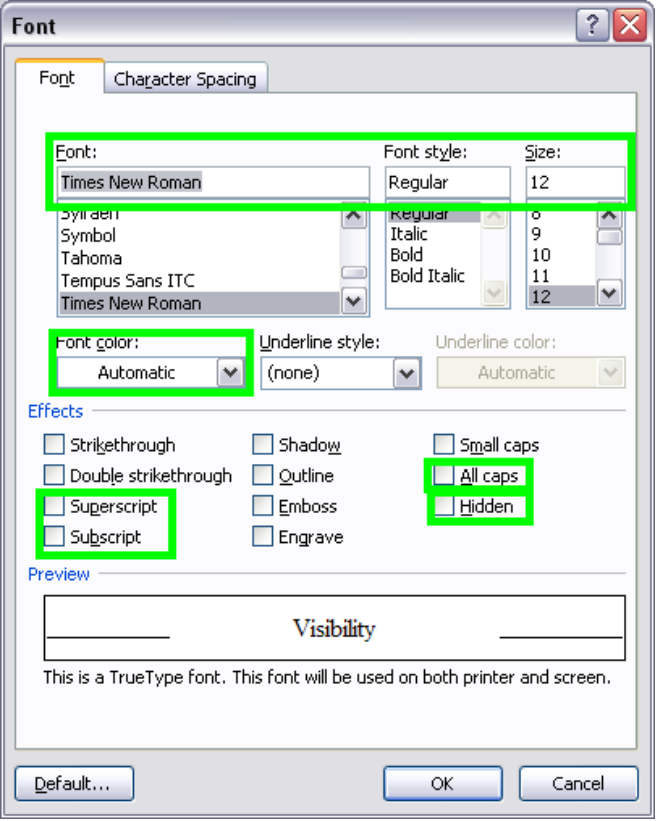
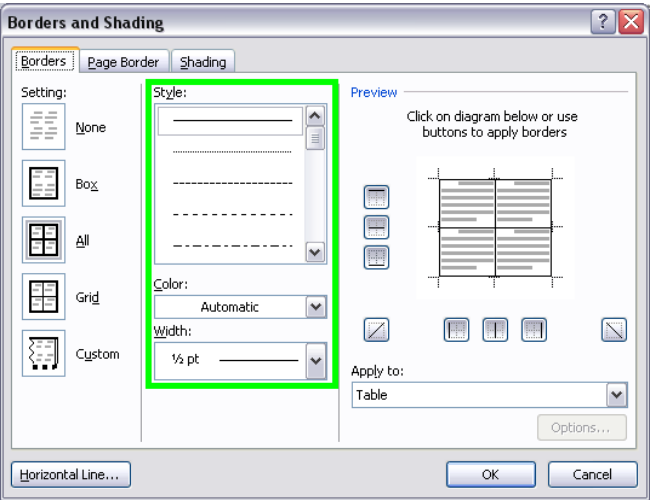
Parameter	Word parameter
Special processing of alignment, left indent, right indent, first line indent supported for paragraphs with "Right-to-Left Text Direction"	
Widow/orphan control	
Keep lines together	
Keep with next	
Page break before	
Suppress line numbers	
Do not hyphenate	

Parameter	Word parameter
<p>Tabulations</p> <p>Position</p> <p>Alignment</p> <p>Leader</p>	
<p>Borders (for each border specified. color, width, line style)</p>	
<p>Left border</p>	
<p>Right border</p>	
<p>Top border</p>	
<p>Bottom border</p>	
<p>Inner border</p>	

Parameter	Word parameter
Padding. Left, right, top, and bottom	
Background	
Fill color	
Pattern	
Pattern color	

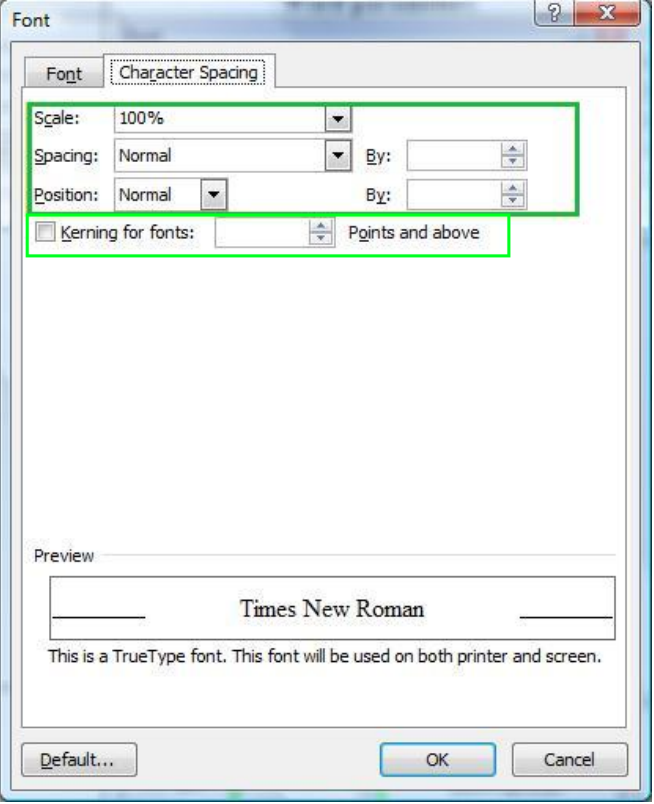
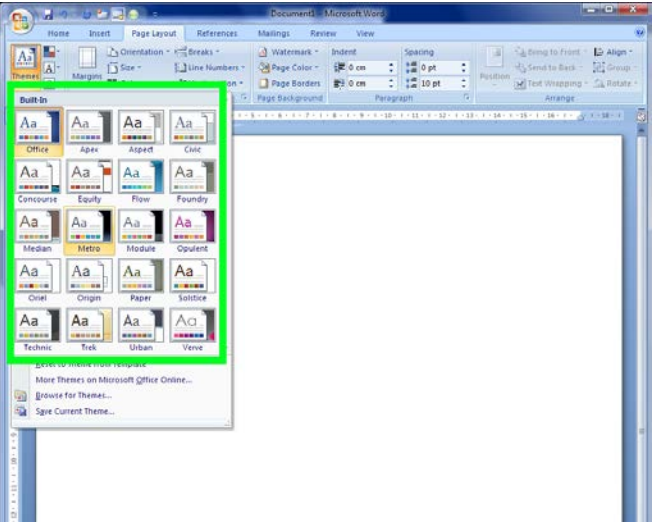
Parameter	Word parameter
Numbering	 <p>The screenshot shows the 'Numbering' task pane in Microsoft Word. It is divided into several sections:</p> <ul style="list-style-type: none"> Recently Used Number Formats: A grid of 9 boxes showing various numbering styles (e.g., a., b., c.; 1., 2., 3.; I., II., III.). Numbering Library: A larger grid of 12 boxes containing various numbering styles, including 'None', 1-3, I-III, and a-i. This section is highlighted with a green border. Document Number Formats: A grid of 6 boxes showing numbering styles. The 'a.', 'b.', and 'c.' options are highlighted with a yellow border. Number alignment: A tooltip 'Number alignment: Left' is displayed over the 'a.' option in the 'Document Number Formats' section. Bottom controls: Three buttons: 'Change List Level' (with left and right arrows), 'Define New Number Format...', and 'Set Numbering Value...'.

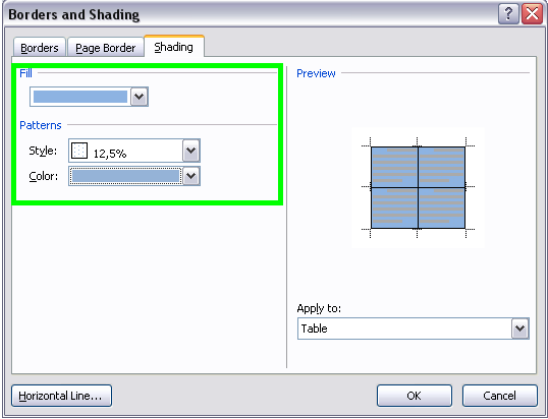
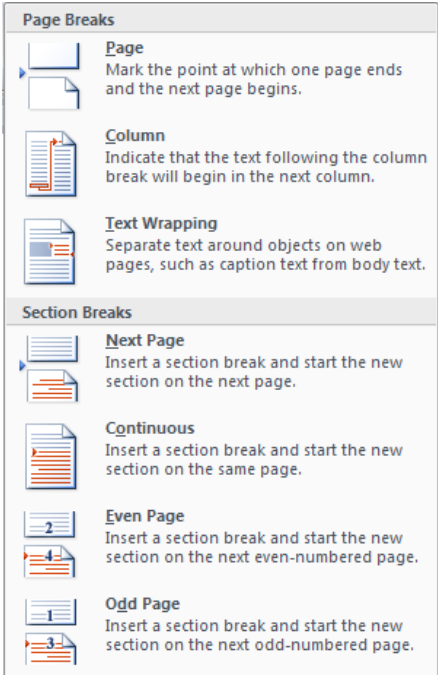
Text parameters

Parameter	Word parameter
Font name*	
Font size	
Font style (normal, italic)	
Font weight (normal, bold)	
Font decoration (normal, underline)	
Color	
Visibility	
Subscript/Superscript	
Border (style, color, width)	

* Supported types of fonts: TrueType, OpenType, TrueType Collection.

* Right-to-Left (Arabic) text is supported: fonts, styles, decoration, borders, underline, spacing, themes, special character transformations (substitutions, ligatures, mirrored forms).

Parameter	Word parameter
Character spacing	
Scale	
Spacing	
Position	
Kerning	
Themes	
Fonts	

Parameter	Word parameter
<p>Background. Fill color, pattern, pattern color</p>	
<p>Page breaks</p> <ul style="list-style-type: none"> • Page • Column 	
<p>Section breaks</p> <ul style="list-style-type: none"> • Next page • Continuous • Even page • Odd page 	

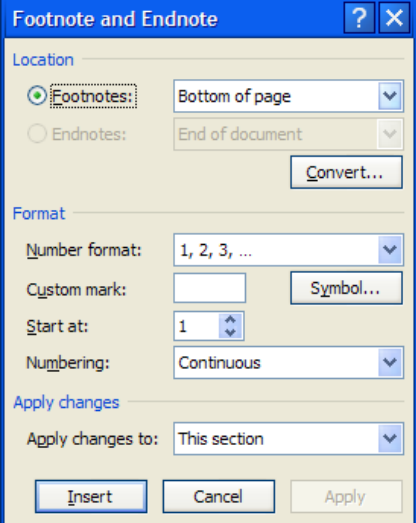
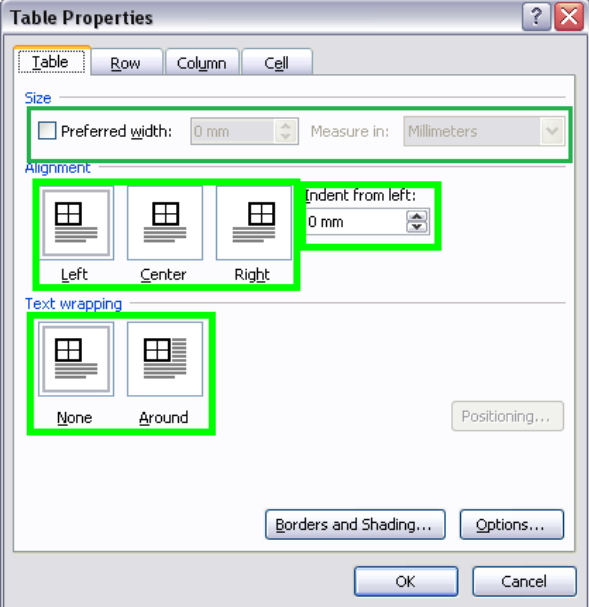
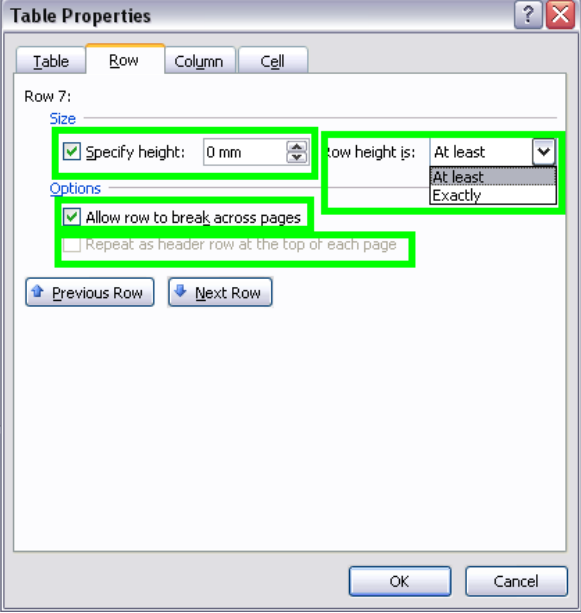
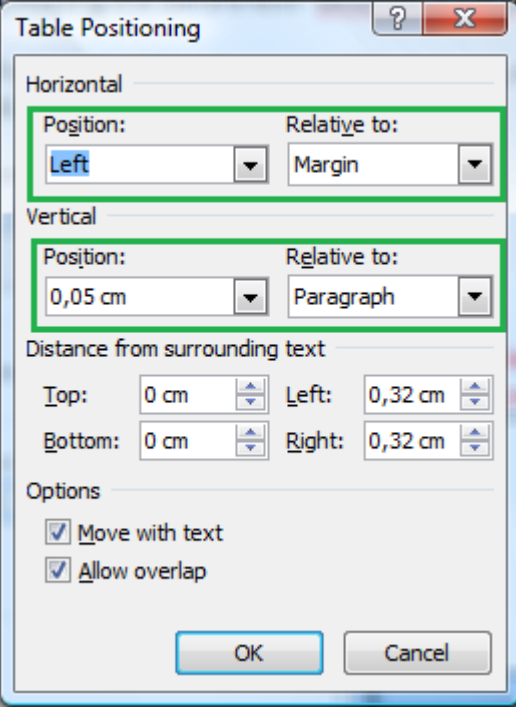
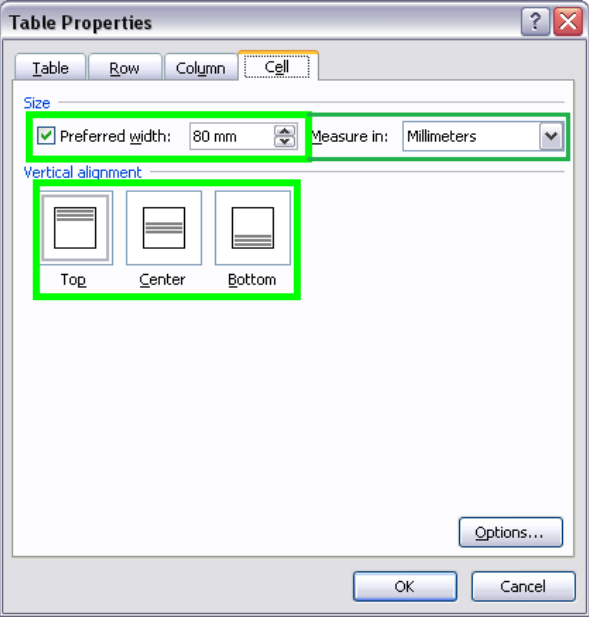
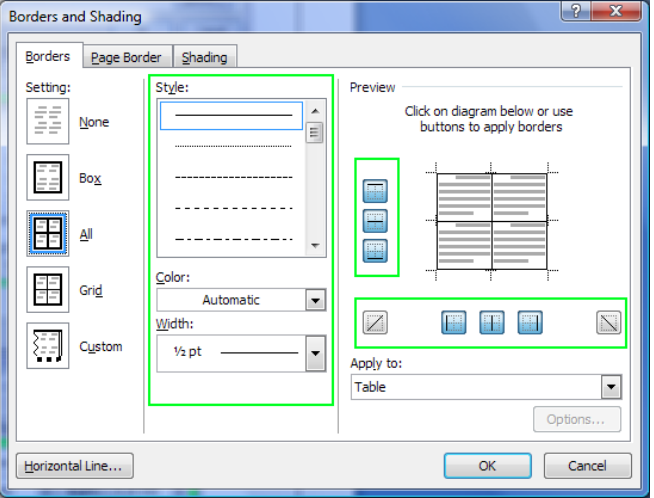
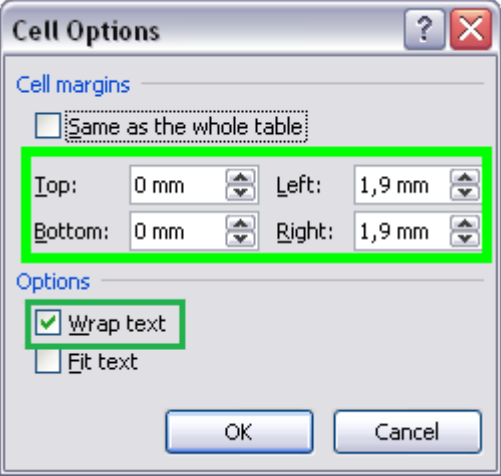
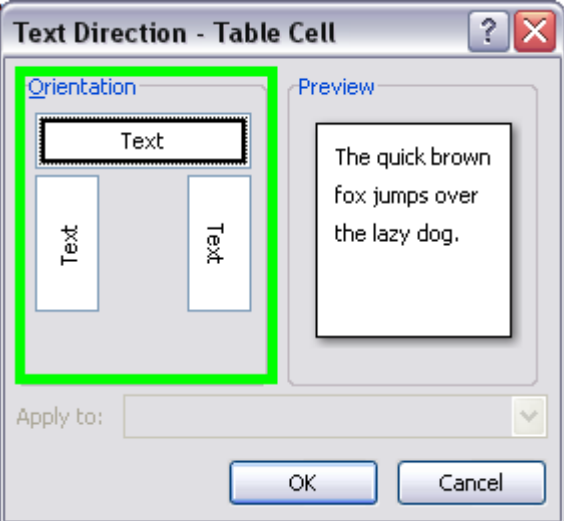
Parameter	Word parameter
Footnote and Endnote	

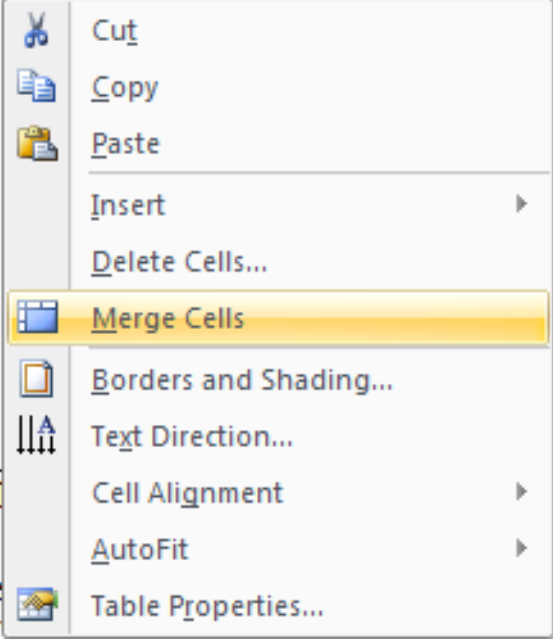
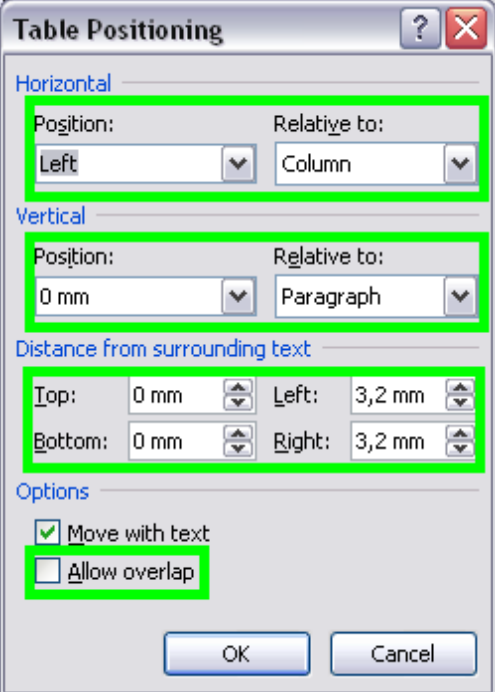
Table parameters

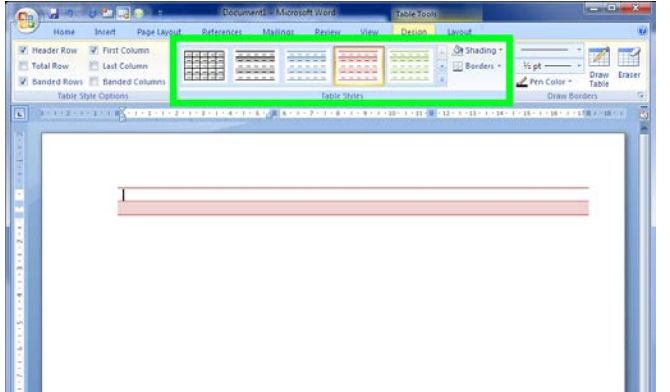
Parameter	Word parameter
Row left indent	
Alignment	
Text wrapping	
Size	

Parameter	Word parameter
<p>“Allow row to break across pages”</p> <p>“Repeat as header at the top of each page”</p>	
<p>Cells height (0-undefined, positive value – “at least”, negative value – “exactly”)</p>	
<p>Table position:</p>	
<p>Horizontal</p>	
<p>Vertical</p>	

Parameter	Word parameter
<p>Cell width Vertical alignment</p>	 <p>The screenshot shows the 'Table Properties' dialog box with the 'Cell' tab selected. A green box highlights the 'Preferred width' field set to '80 mm' and the 'Measure in' dropdown set to 'Millimeters'. Another green box highlights the 'Vertical alignment' section, which includes three icons labeled 'Top', 'Center', and 'Bottom'.</p>
<p>Borders</p> <p>Left border Right border Top border Bottom border (for each border are specified: color, width, style) Diagonal borders</p>	 <p>The screenshot shows the 'Borders and Shading' dialog box with the 'Borders' tab selected. A green box highlights the 'Style' dropdown (solid line), the 'Color' dropdown (Automatic), and the 'Width' dropdown (1/2 pt). Another green box highlights the 'Preview' section, which includes a diagram of a table with borders and buttons to apply borders to the top, bottom, left, and right. The 'Apply to' dropdown is set to 'Table'.</p>

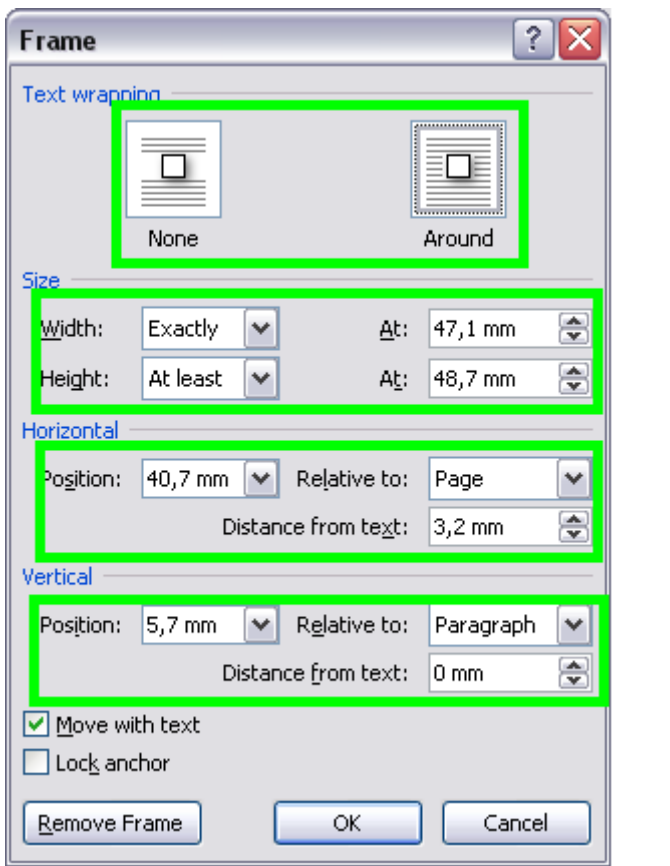
Parameter	Word parameter
<p>Padding</p> <p>Left padding</p> <p>Right padding</p> <p>Top padding</p> <p>Bottom padding</p> <p>Options</p> <p>Wrap text</p>	
<p>Text direction (normal, bottom-top, top-bottom)</p> <p>Feature is implemented only for tables (not for frames, text boxes)</p>	

Parameter	Word parameter
Merged cells	
Table position	
Horizontal	
Vertical	
Distance from text	
Allow overlap	

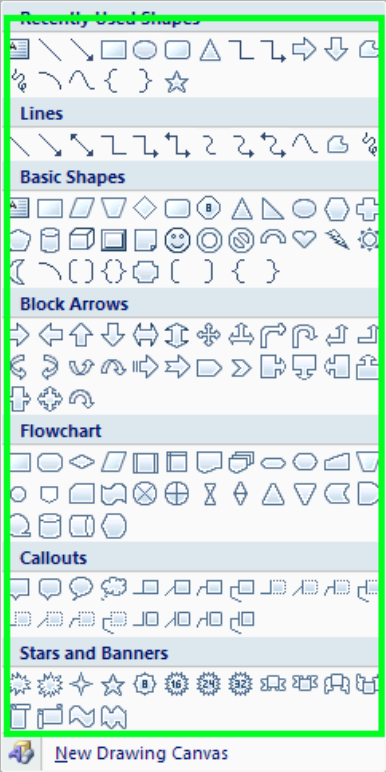
Parameter	Word parameter
Table Styles	

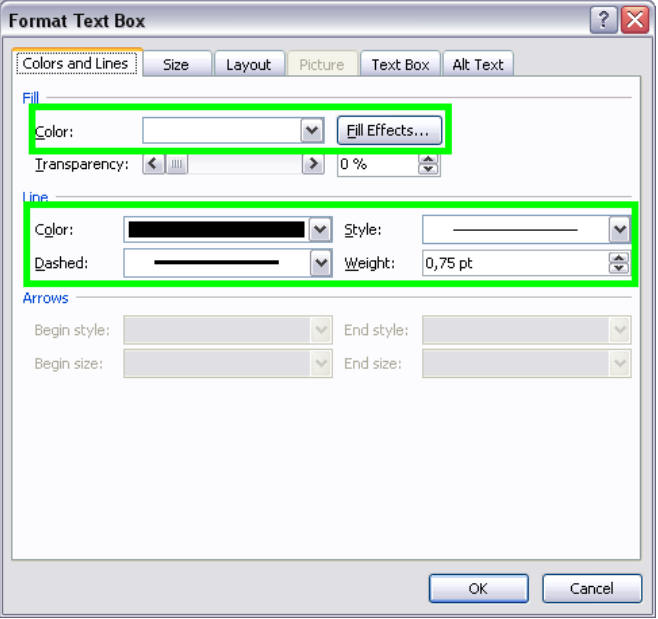
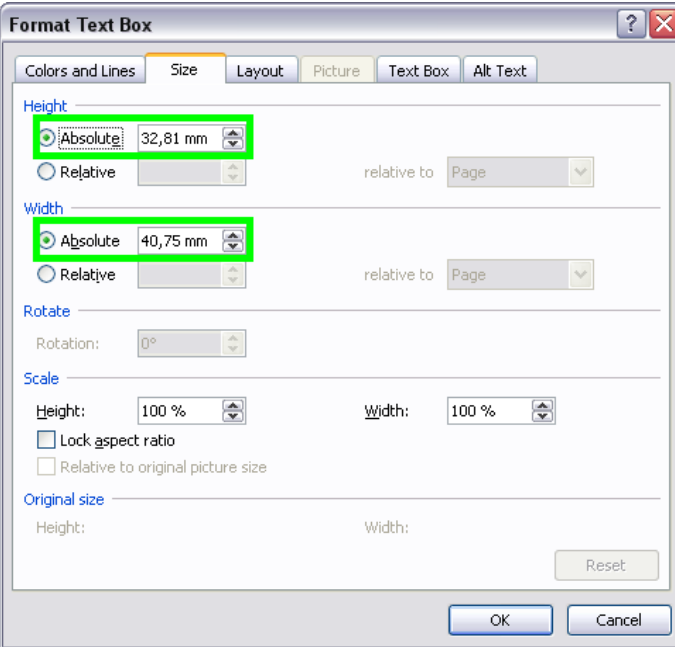
* Right-to-Left (Arabic) text is supported inside of tables, “Right-to-Left Layout” / “Visually Right to Left” tables are not supported.

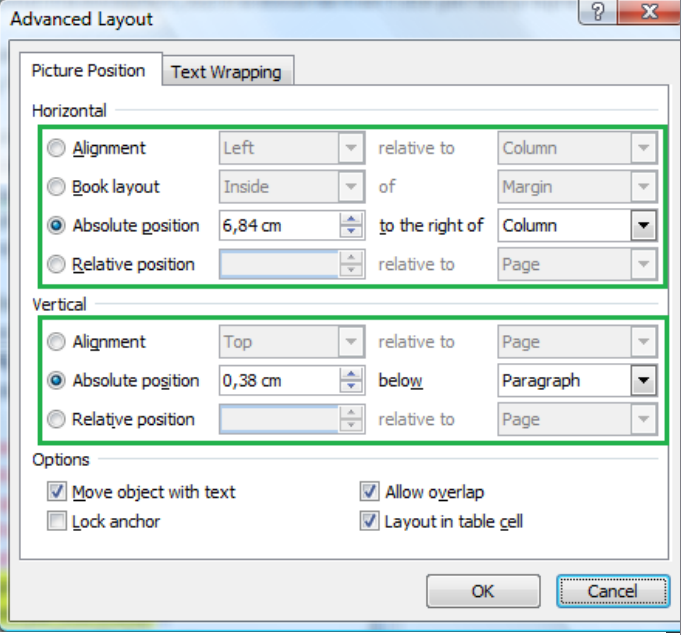
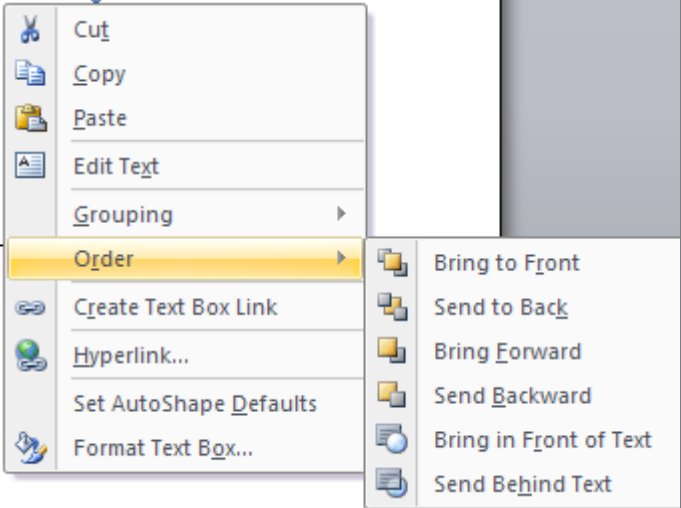
Frame parameters

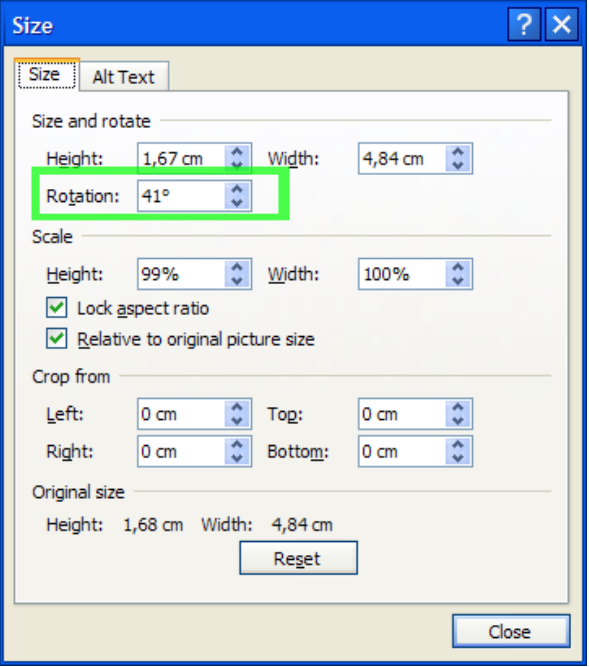
Parameter	Word parameter
Width	
Height (at least, exactly)	
Position horizontal	
Position vertical	
Vertical anchor	
Text wrapping	
Distance from text horizontal	

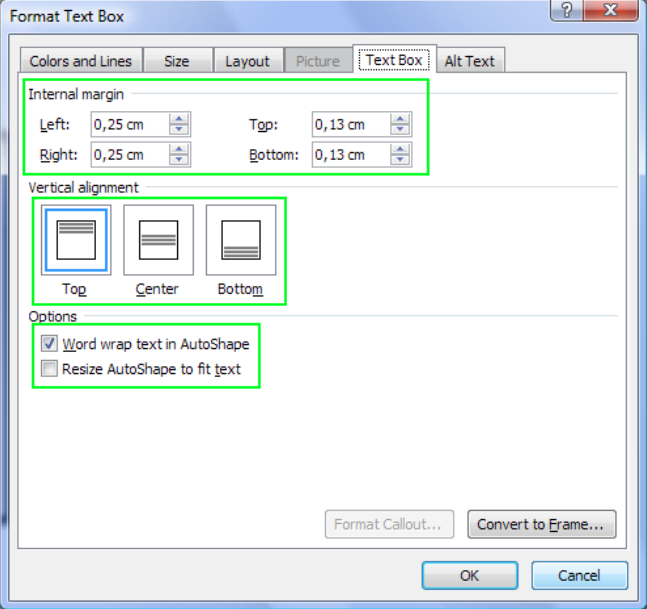
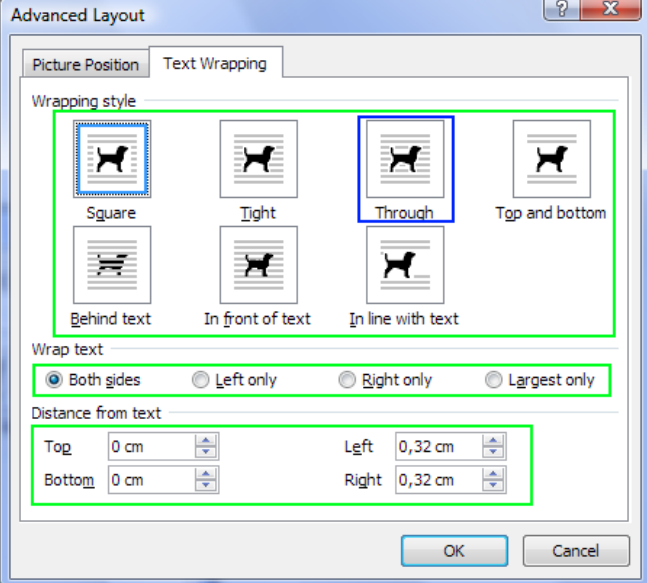
Shapes parameters

Parameter	Word parameter
<p>Shape kind</p> <p>Text positioning inside of nonrectangular shapes can be wrong.</p>	 <p>The screenshot shows the 'Shapes' task pane in Microsoft Word. It is organized into several sections: 'Recently Used Shapes' (highlighted with a green border), 'Lines', 'Basic Shapes', 'Block Arrows', 'Flowchart', 'Callouts', and 'Stars and Banners'. At the bottom, there is a 'New Drawing Canvas' button.</p>

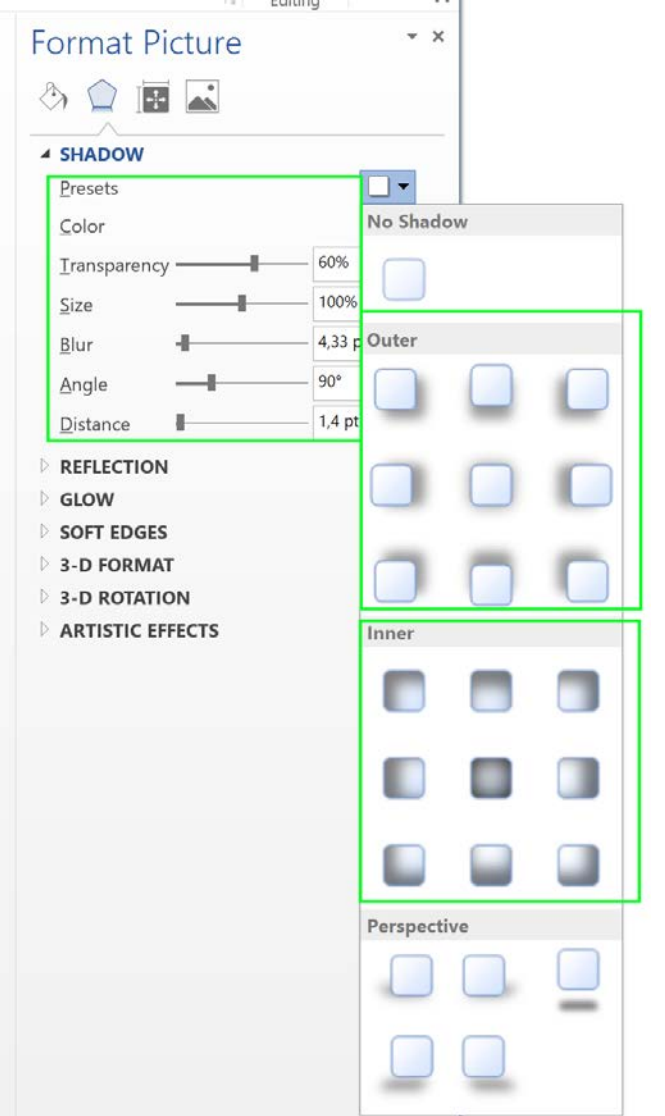
Parameter	Word parameter
Background Border	 <p>The screenshot shows the 'Format Text Box' dialog box with the 'Colors and Lines' tab selected. The 'Fill' section has a 'Color' dropdown and a 'Fill Effects...' button. The 'Line' section has a 'Color' dropdown (set to black), a 'Style' dropdown, a 'Dashed' dropdown (set to a solid line), and a 'Weight' dropdown (set to 0,75 pt). The 'Arrows' section has 'Begin style' and 'End style' dropdowns.</p>
Width Height	 <p>The screenshot shows the 'Format Text Box' dialog box with the 'Size' tab selected. The 'Height' section has a radio button for 'Absolute' (set to 32,81 mm) and a radio button for 'Relative'. The 'Width' section has a radio button for 'Absolute' (set to 40,75 mm) and a radio button for 'Relative'. The 'Rotate' section has a 'Rotation' dropdown (set to 0°). The 'Scale' section has 'Height' (100%) and 'Width' (100%) dropdowns, and checkboxes for 'Lock aspect ratio' and 'Relative to original picture size'. The 'Original size' section has 'Height' and 'Width' labels.</p>

Parameter	Word parameter
<p>Picture position</p> <p>Horizontal</p> <ul style="list-style-type: none"> • Alignment • Book layout • Absolute position • Relative position <p>Vertical</p> <ul style="list-style-type: none"> • Alignment • Absolute position • Relative position <p>Allow overlap</p> <p>Layout in table cell</p>	
<p>Z-order</p>	

Parameter	Word parameter
Picture rotation	

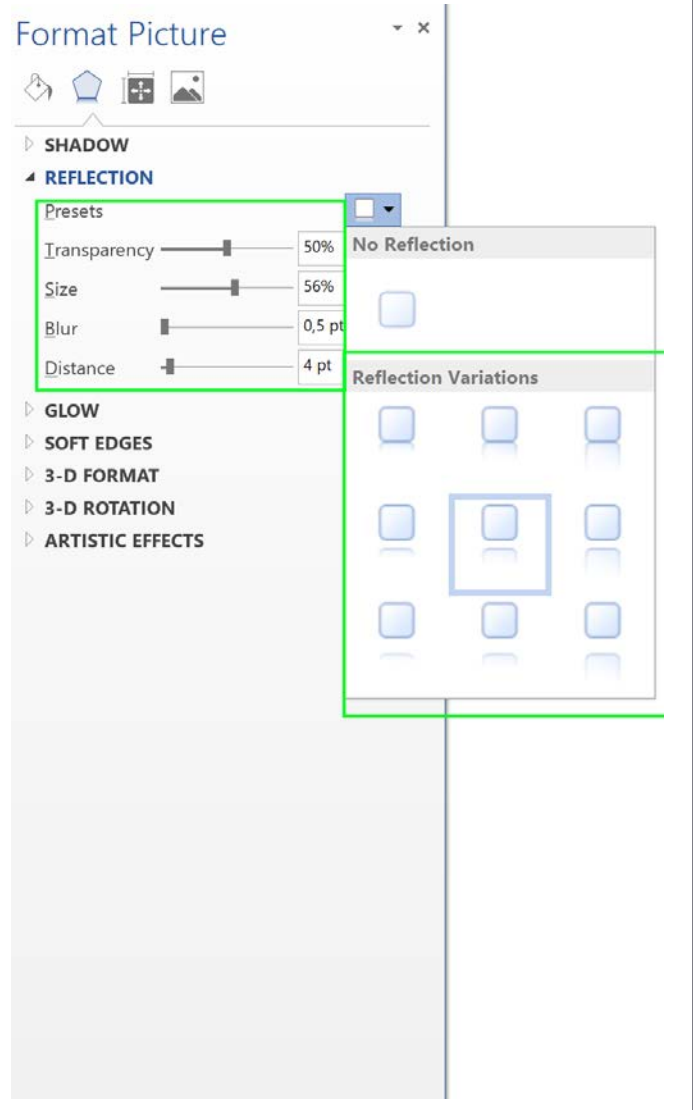
Parameter	Word parameter
<p>Padding (for textboxes only)</p> <p>Left padding</p> <p>Right padding</p> <p>Top padding</p> <p>Bottom padding</p> <p>Vertical text alignment</p> <p>“Word wrap text” & “Resize to fit text”</p>	
<p>Line shape direction (diagonal, back diagonal)</p>	
<p>Wrapping style</p> <p>Wrap text</p> <p>Distance from text</p>	

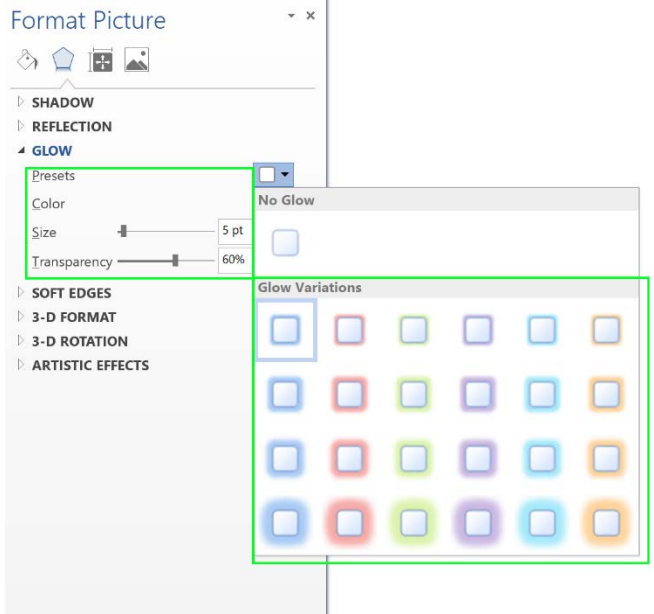
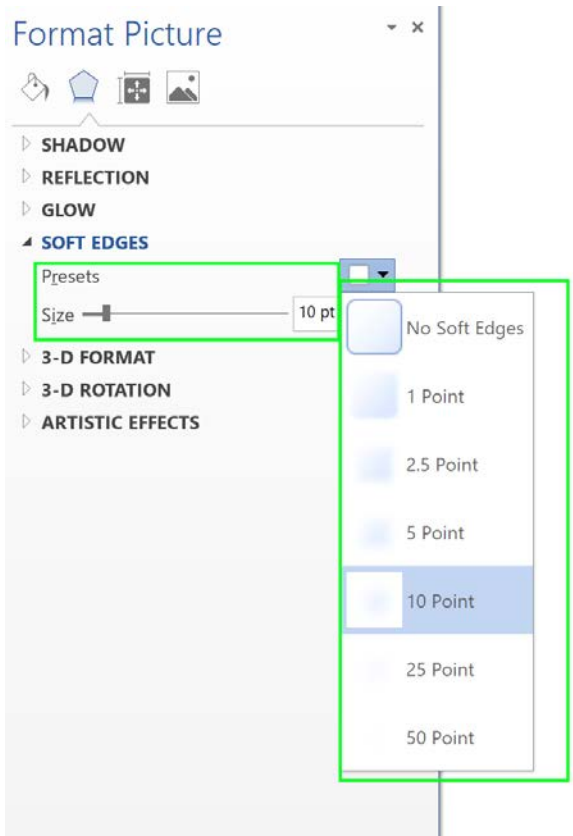
Shape effects

Effect	Word parameter
<p>Shadow</p> <p>Supported parameters: presets (outer shadows, inner shadows), color, transparency, size, blur radius, angle, distance.</p>	 <p>The screenshot displays the 'Format Picture' task pane in Microsoft Word, specifically the 'SHADOW' section. The 'SHADOW' section is expanded, showing a 'Presets' dropdown menu with options: 'No Shadow', 'Outer', 'Inner', and 'Perspective'. The 'Outer' and 'Inner' sections are highlighted with green boxes. The 'Outer' section shows a 3x3 grid of shadow effects, and the 'Inner' section shows a 3x3 grid of shadow effects. Below the 'SHADOW' section, other effect categories are listed: REFLECTION, GLOW, SOFT EDGES, 3-D FORMAT, 3-D ROTATION, and ARTISTIC EFFECTS. The 'SHADOW' section also includes sliders for Color, Transparency (60%), Size (100%), Blur (4,33 pt), Angle (90°), and Distance (1,4 pt).</p>

Reflection

Supported parameters: presets, transparency, size, blur radius, distance.



<p>Glow</p> <p>Supported parameters. presets, color, size, transparency.</p>	
<p>Soft edges</p> <p>Supported parameters. presets, size.</p>	

Hyphenation

Parameter	Word parameter
Hyphenation	
Hyphenate words in CAPS	
Hyphenation zone	
Limit consecutive hyphens to	
Optional hyphens	

Fields

Page number (PAGE)	31
Pages count (NUMPAGES)	32
Document file name (FILENAME)	Perceptive Document Composition supported features.rtf
Date (DATE) (any format)	12/21/2017
Time (TIME) (any format)	10:36 AM
Print time (PRINTDATE) (any format)	12/21/2017 10:36:00 AM
Hyperlink (HYPERLINK)	https://www.hyland.com
If field (IF) (compares strings)	Not last page
Print field (PRINT)	
Complex fields (with subfields)	Not last page
Table of Contents (TOC)*	

* TOC fields and any other complex formatting objects (fields, tables, textboxes, etc.) are not processed if they located inside variables ("sdt" item). Only plain piece of text (piece of text of one paragraph with identical text attributes) allowed inside "sdt" item.

Forms fields supported

Text form field	text form
Check box	<input type="checkbox"/>
Drop-down list	Item1

ImageFormats supported

- BMP
- WMF, Placeable WMF, EMF (supported: lines, polygons, polylines, polypolygons, simple text, raster pictures in 24bpp format for EMF)
- PNG
- JPG